

PKFC Datasheet

● Overview



BOMAKSAN brand PKFC Jet-Pulse Compact Cartridge Filter Units can be used as central extraction systems or can be installed right next to the source of pollution. It is a compact, plug-and-play device that contains the Radial Fan, Fan Control Panel, Jet-Pulse cleaning system, dust collection bin and cartridge filters. In this way, it provides easy installation.

It is a suitable choice between 2.500 m³ / h - 12.000 m³ / h air capacities. These units show high performance in CNC Plasma / Laser / Oxy Cutting applications, in the filtration of Welding fumes, in filtering the dust released through the Grinding application, and in many other applications.

Bomaksan PKFC series dust and fume extraction unit have a compact structure with all their accessories pre-equipped. Thanks to this compact structure, it can work anywhere in the factory with an electrical and compressed air connection.



SILENT

Bomaksan branded PKFC Series Jet-Pulse Dust Collector enhances the air quality of your factory without reasoning noise pollution thanks to its' specially designed integrated silencer box



PLUG & PLAY

Bomaksan branded PKFC Series Jet-Pulse Dust Collector takes up less place thank to its' compact design. It is a plug&play device that contains all accessories on its own.



AUTO CLEANING

In BOMAKSAN brand Jet-Pulse filter units, compressed air cleaning works on the basis of differential pressure. In this way, the filters are cleaned only when necessary and the compressed air consumption is reduced.



DURABLE & LEAK-PROOF

Side and upper doors of cabin, makeup profile, chassis and carrying legs are produced with sufficient plate thickness and leak-proof is ensured by press inflection unifying with a nut.



EASY MAINTENANCE

Bomaksan branded PKFC Series Jet-Pulse Dust Collector decreases your time and labor cost thanks to its panel filter elements and custom-engineered dust bin.

● Standard Features

● F9 Class FR coated Cartridge Filters	● Working Hour Counter	● Remote Control Output
● Jet-Pulse Automatic Cleaning System	● Radial Fan	● Process Control Output
● dP Controlled Cleaning Control System	● Fan Control Panel (Delta Star)	● Indoor Installation Package
● Filter Clog Alarm	● Fan Cabinet Noise Insulation	●

● Optional Features

● H13 Class ePTFE Cartridge Filters	● Explosion Vent	●
● HEPA After Filter	● EXPROOF Non-Return Valve	●
● Automatic Fire Distinguisher	● Outdoor Installation Package	●
● EXPROOF Design	● VFD Fan Control Panel	●

HOW TO ORDER?

PKFC.10.130.100.265AL.1000.350.150.2.50.380.DS.GR

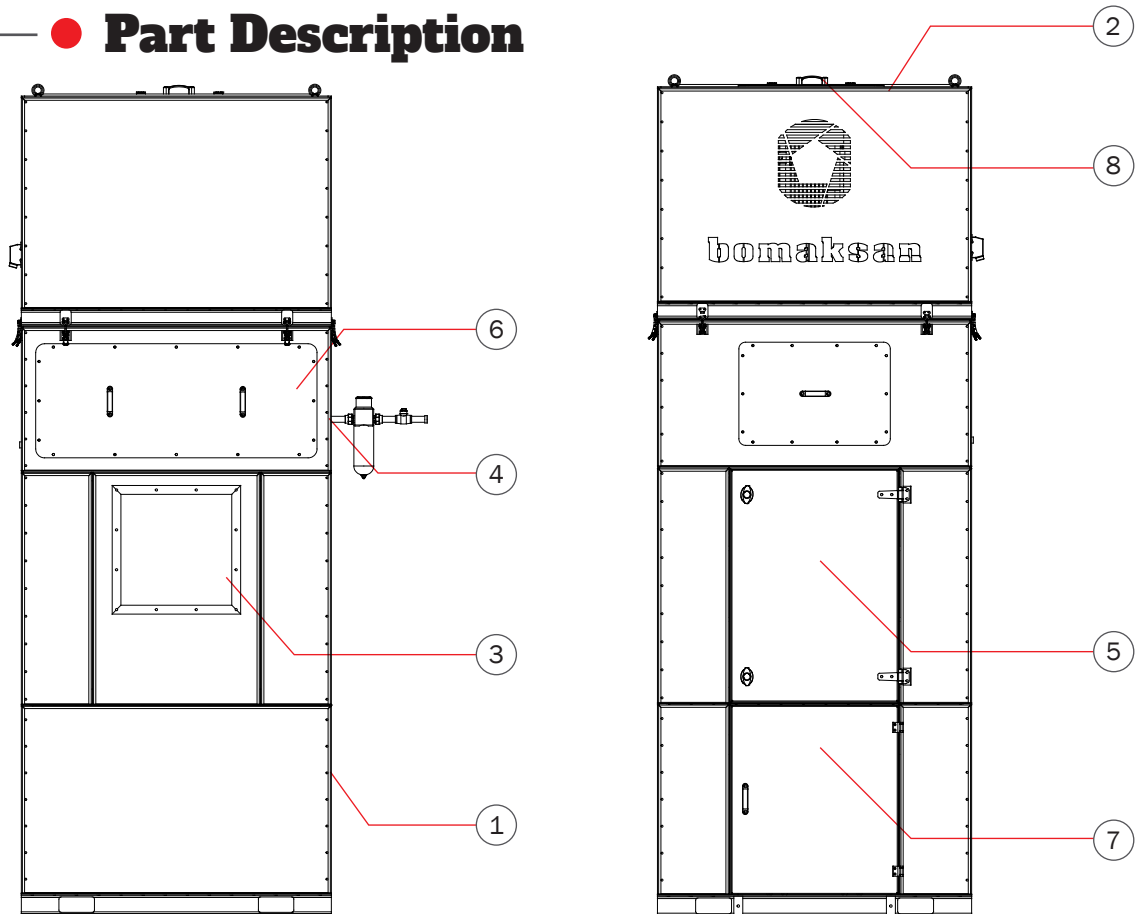
1 2 3 4 5 6 7 8 9 10 11 12 13

Name of Serie (PKFC)	1													
No of Cartridge	2													
- 4	- 8													
- 6	- 10													
Net Filtration Area (m ²)	3													
Length of Cartridge (cm)	4													
- 66														
- 100														
- 120														
Filter Media	5													
- B135FR : nanoBLEND FR														
- 255P : polyMIGHT 55														
- 255HO : polyMIGHT HO 55														
- 265PTFE : polyMIGHT PTFE 65														
- 260ALU : polyMIGHT ALU														
- 255ALUPTFE: polyMIGHT ALU PTFE 55														
Air Flow (m ³ /h/10)	6													
Fan Pressure (mmWC)	7													
Motor Power (kW*10)	8													
Motor IE Class	9													
Supply Frequency (Hz)	10													
Supply Voltage (V)	11													
Fan Controller Type	12													
- DS: Delta Star														
- SS: Soft Starter														
- VFD: Frequency Driver														
Control Panel Location	13													
- GR: On the right panel														
- GL: On the left panel														
(When you look from filter access door)														

*PKFC Series has integrated fan, control panel and spark arrester.

**Please contact us for the technical details.

● Part Description



NO	Part Name	NO	Part Name
1	Control Panel	5	Cartridge Filter Access Door
2	Clean Air Outlet	6	Pulse Valve Access Door
3	Dirty Air Inlet	7	Dust Bin Access Door
4	Compressed Air Connection	8	Radial Fan Access Door

● Filter Cartridges

- **B135FR** : nanoBLEND FR
 - nanofiber coating on 80/20 blend media
 - F9 Class

- **255P** : polyMIGHT 55
 - Spunbond non-woven polyester media
 - M Class

- **255HO** : polyMIGHT HO 55
 - PTFE coating on polyMIGHT 55
 - M Class

- **265PTFE** : polyMIGHT PTFE 65
 - ePTFE membrane on polyMIGHT 55
 - H13 Class

- **260ALU** : polyMIGHT ALU
 - Aluminium coating on polyMIGHT 55
 - M Class

- **255ALUPTFE**: polyMIGHT ALU PTFE 55
 - ePTFE membrane on polyMIGHT ALU
 - E11 Class

● Supply Voltage

- 3-Phase - 380/400 V - 50 Hz
- 3-Phase - 380/400 V - 60 Hz

- 3-Phase - 480 V - 50 Hz
- 3-Phase - 480 V - 60 Hz

● Compressed Air System

● Compressed Air Tank Volume

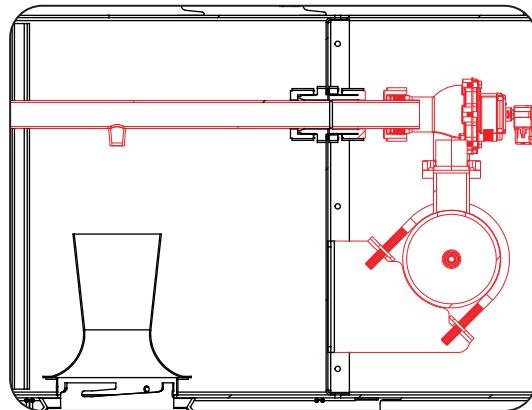
- PKFC.4 : 14 L
- PKFC.6 : 20 L
- PKFC.8 : 26 L
- PKFC.10 : 33 L

Supply Voltage for Valves : 24V - DC

Compressed Air Quality : ISO 8573-3 class 6 (oil free)

Required Pressure : 4-6 bar

Compressed Air Consumption : 25-30 NL / Pulse



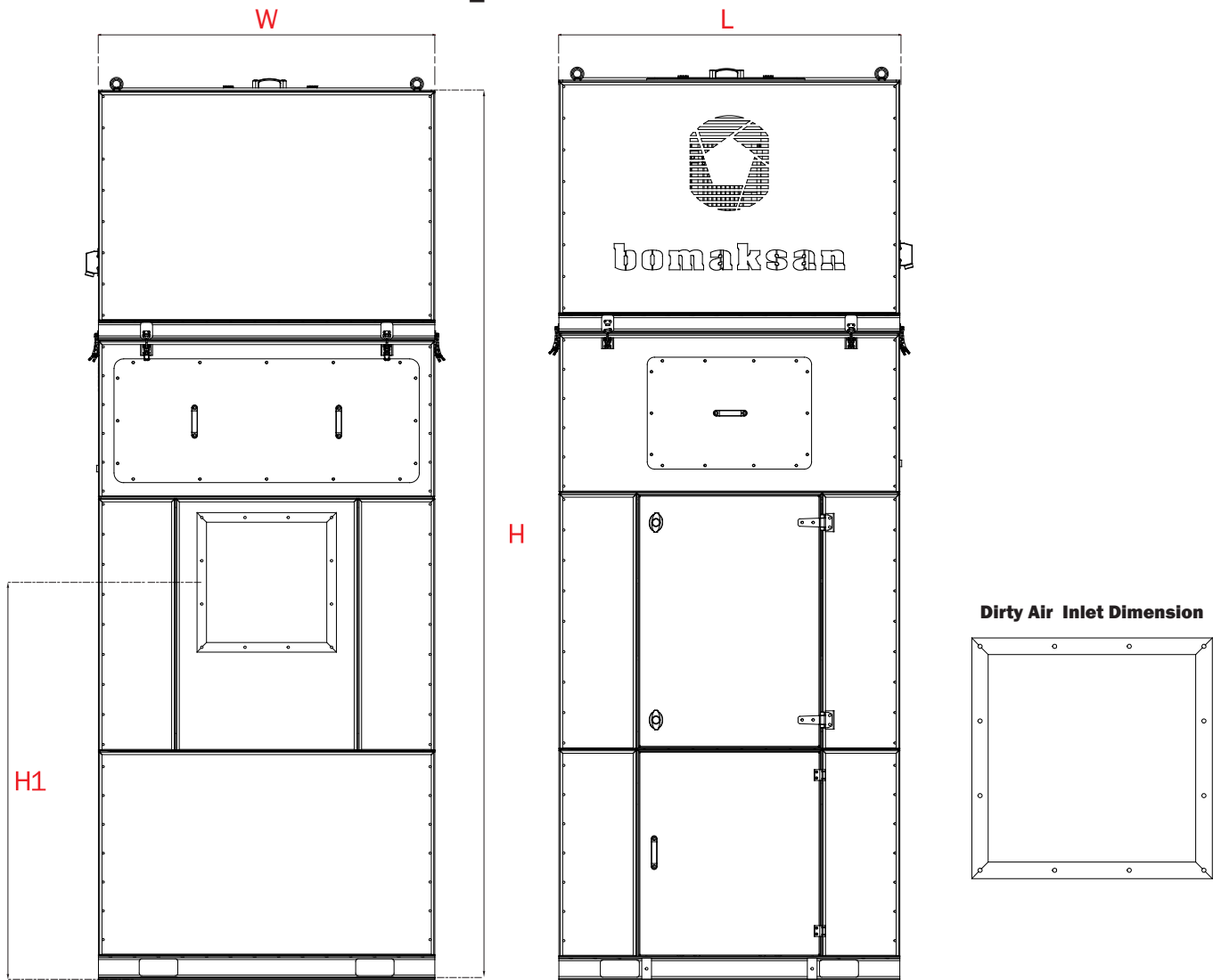
● Controller

● Controller Code

- ECON : Control Panel



● Technical Specs

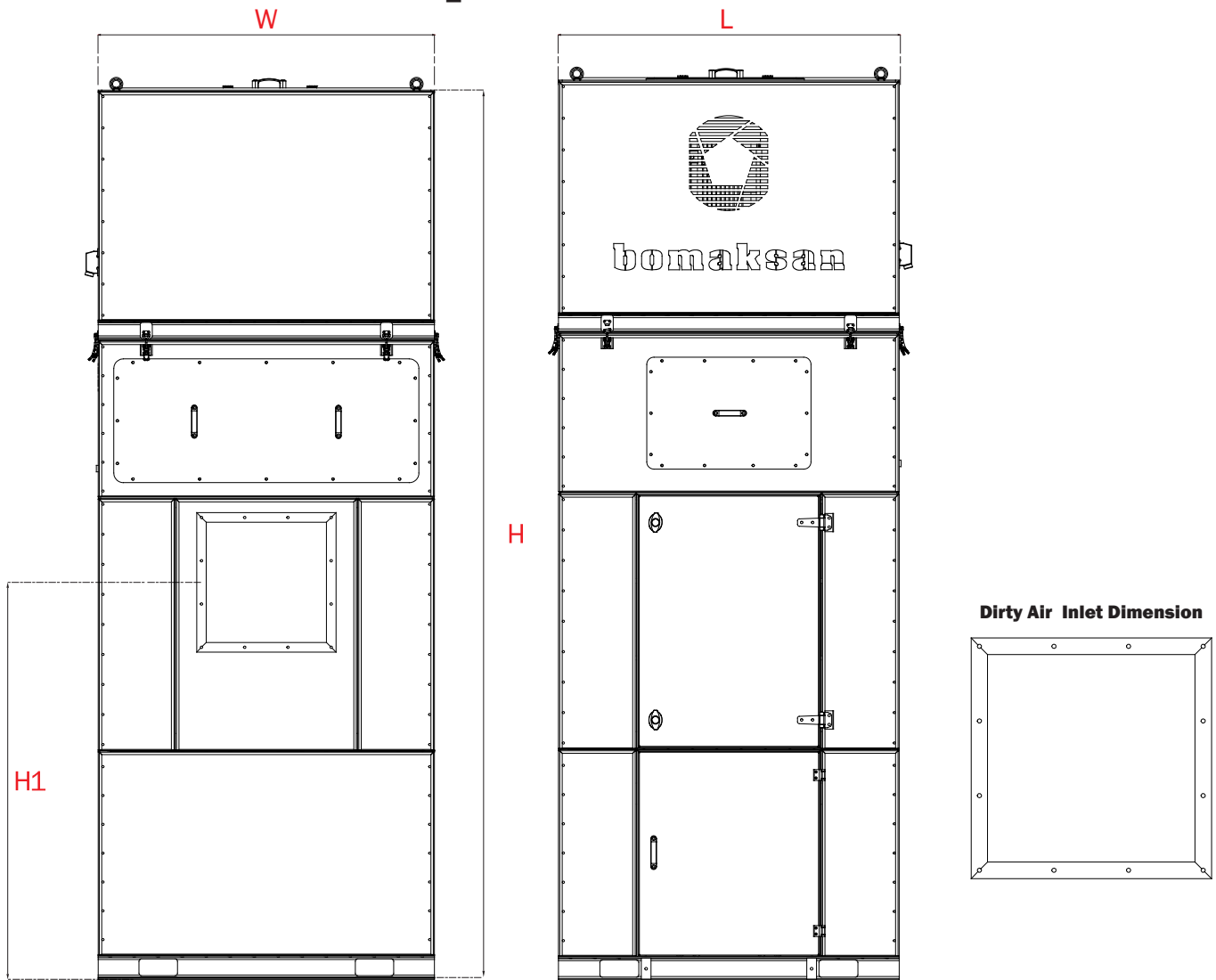


TECHNICAL DETAILS

MODEL	PKFC.4.66	PKFC.6.66	PKFC.8.66	PKFC.10.66
Cartridge Filter (Unit)	4	6	8	N/A
Total Filtration Area (m ²)	40 - 80	60 - 120	80 - 160	N/A
Filter Material	N/A	N/A	N/A	N/A
Fan Capacity (m ³ /h)	2.500 - 4.000	4.000 - 8.000	6.000 - 10.000	N/A
Filtration Velocity(m ³ /m ² /min)	0,52 - 1,67	0,56 - 2,22	0,63 - 2,08	N/A
Fan Pressure (Pa)	2.750 - 4.250	2.750 - 4.250	2.750 - 4.250	N/A
Fan Motor Power (kW)	3 - 7,5	5,5 - 15	7,5 - 18,5	N/A
Pulse Valve (type- unit)	1½" - 2	1½" - 3	1½" - 4	N/A
Req. Compressed Air (bar)	4-6	4-6	4-6	N/A
Power Supply (V ve Hz)	380V 50Hz	380V 50Hz	380V 50Hz	N/A
Operating Temperature (°C)	0/80 Dry Air	0/80 Dry Air	0/80 Dry Air	N/A
Cabin Strength (Pa)	Max. 5000	Max. 5000	Max. 5000	N/A
DIMENSIONS	PKFC.4.66	PKFC.6.66	PKFC.8.66	PKFC.10.66
Width (W) (mm)	1.460	1.460	1.460	N/A
Length (L) (mm)	1.050	1.650	1.800	N/A
Height (H) (mm)	3.250	3.400	3.600	N/A
Dirty Air Inlet Height(H1) (mm)	1.300	1.300	1.460	N/A
Air Inlet Diameter (ID) (mm)	450 x 450	500 x 500	600 x 600	N/A

*Bomaksan reserves the right to change or modify the details in the list at any time.

● Technical Specs

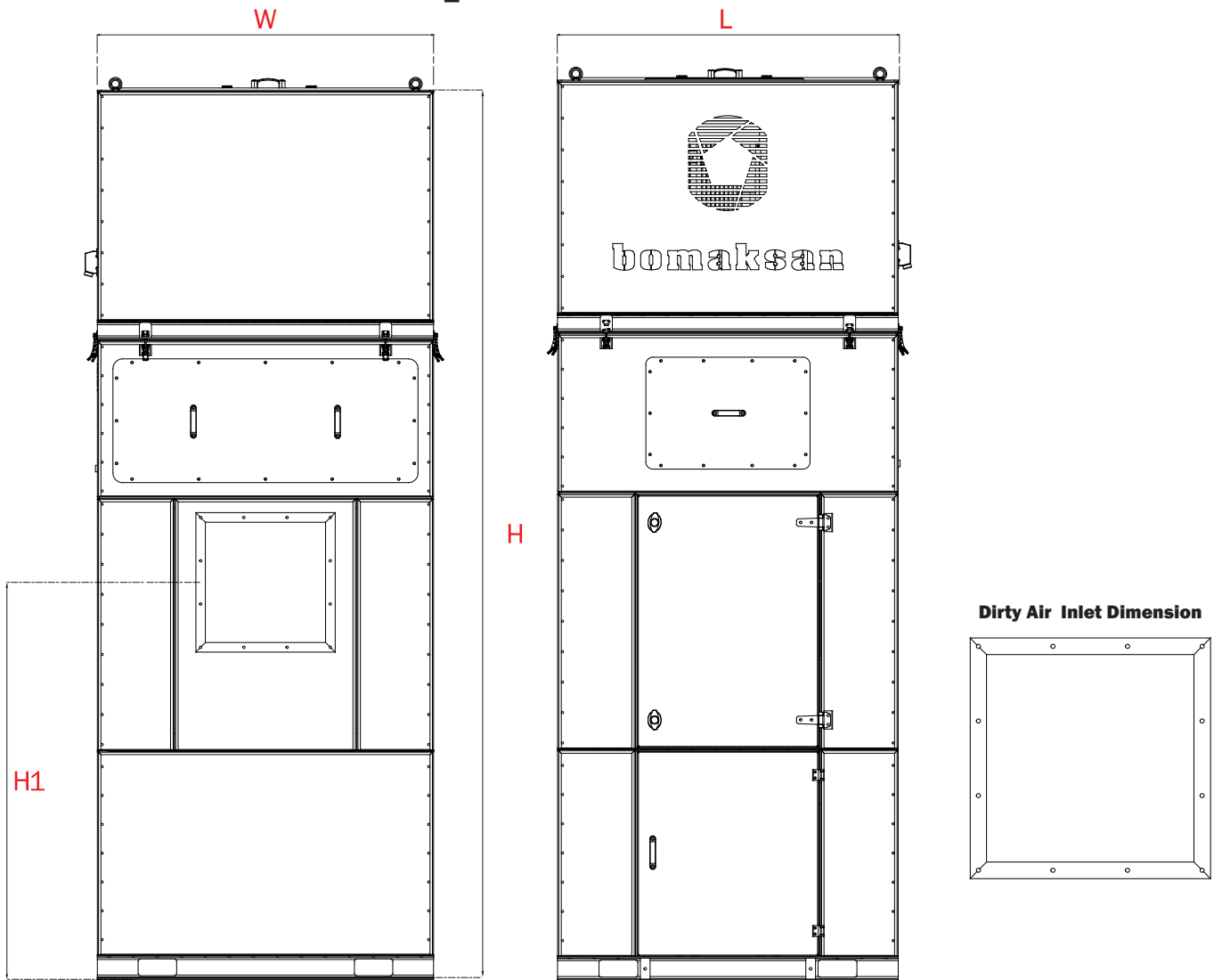


TECHNICAL DETAILS

MODEL	PKFC.4.100	PKFC.6.100	PKFC.8.100	PKFC.10.100
Cartridge Filter (Unit)	N/A	6	8	10
Total Filtration Area (m ²)	N/A	180	240	300
Filter Material	N/A	N/A	N/A	N/A
Fan Capacity (m ³ /h)	N/A	6.000 - 10.000	10.000 - 12.000	8.000 - 12.000
Filtration Velocity(m ³ /m ² /min)	N/A	0,56 - 0,93	0,69 - 0,83	0,44 - 0,67
Fan Pressure (Pa)	N/A	2.750 - 4.250	2.750 - 4.250	2.750 - 4.250
Fan Motor Power (kW)	N/A	7,5 - 18,5	11 - 18,5	11 - 18,5
Pulse Valve (type- unit)	N/A	1½" - 3	1½" - 4	1½" - 5
Req. Compressed Air (bar)	N/A	4-6	4-6	4-6
Power Supply (V ve Hz)	N/A	380V 50Hz	380V 50Hz	380V 50Hz
Operating Temperature (°C)	N/A	0/80 Dry Air	0/80 Dry Air	0/80 Dry Air
Cabin Strength (Pa)	N/A	Max. 5000	Max. 5000	Max. 5000
DIMENSIONS	PKFC.4.100	PKFC.6.100	PKFC.8.100	PKFC.10.100
Width (W) (mm)	N/A	?	?	?
Length (L) (mm)	N/A	?	?	?
Height (H) (mm)	N/A	?	?	?
Dirty Air Inlet Height(H1) (mm)	N/A	?	?	?
Air Inlet Diameter (ID) (mm)	N/A	?	?	?

*Bomaksan reserves the right to change or modify the details in the list at any time.

● Technical Specs



TECHNICAL DETAILS

MODEL	PKFC.4.120	PKFC.6.120	PKFC.8.120	PKFC.10.120
Cartridge Filter (Unit)	N/A	4	8	10
Total Filtration Area (m ²)	N/A	96	128	160
Filter Material	N/A	N/A	N/A	N/A
Fan Capacity (m ³ /h)	N/A	6.000 - 10.000	10.000 - 12.000	8.000 - 12.000
Filtration Velocity(m ³ /m ² /min)	N/A	1,04 - 1,74	1,80 - 2,16	0,83 - 1,25
Fan Pressure (Pa)	N/A	2.750 - 4.250	2.750 - 4.250	2.750 - 4.250
Fan Motor Power (kW)	N/A	7,5 - 18,5	11 - 18,5	11 - 18,5
Pulse Valve (type- unit)	N/A	1½" - 3	1½" - 4	1½" - 5
Req. Compressed Air (bar)	N/A	4-6	4-6	4-6
Power Supply (V ve Hz)	N/A	380V 50Hz	380V 50Hz	380V 50Hz
Operating Temperature (°C)	N/A	0/80 Dry Air	0/80 Dry Air	0/80 Dry Air
Cabin Strength (Pa)	N/A	Max. 5000	Max. 5000	Max. 5000
DIMENSIONS	PKFC.4.120	PKFC.6.120	PKFC.8.120	PKFC.10.120
Width (W) (mm)	N/A	1.460	1.460	1.580
Length (L) (mm)	N/A	1.650	1.800	2.050
Height (H) (mm)	N/A	4.000	4.200	4.160
Dirty Air Inlet Height(H1) (mm)	N/A	1.650	1.900	1.900
Air Inlet Diameter (ID) (mm)	N/A	600 x 600	650 x 650	650 x 650

*Bomaksan reserves the right to change or modify the details in the list at any time.